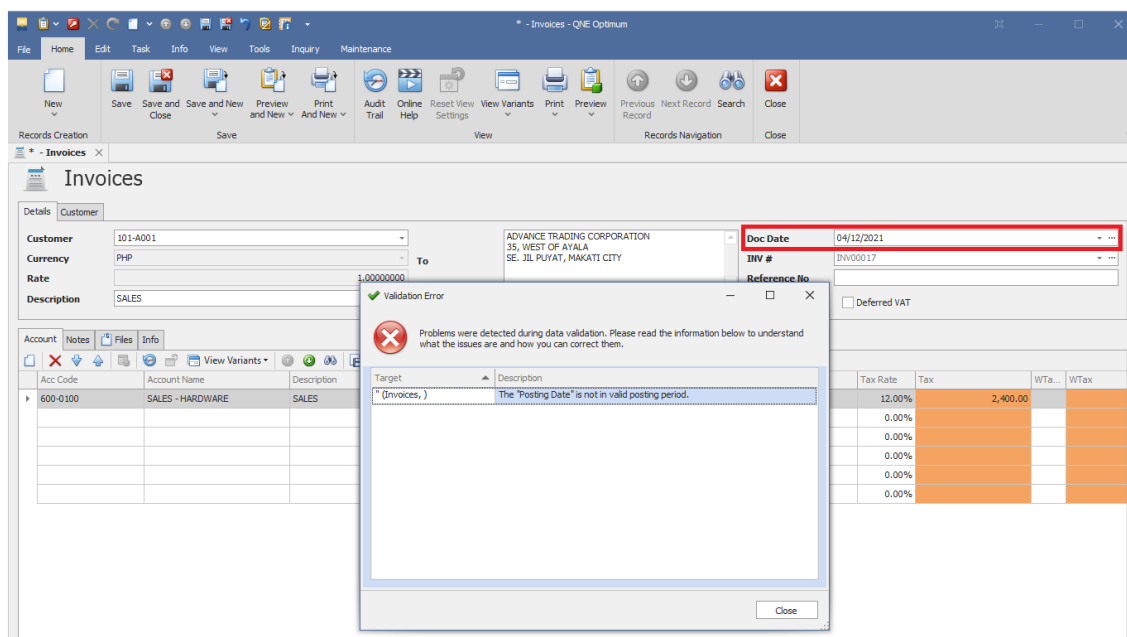




## How to resolve Validation Error 'The Date is not a valid posting period'

### Overview:

There are instances that the user encounter *Validation Error* upon saving transactions. This is because Valid Posting Period has been set in the system. This is use to lock or restrict the users from adding, editing or deleting any transactions for a certain period (can be monthly, quarterly or yearly). This may be use for closing monthly books.



### Resolution(s):

Unit 806 Pearl of the Orient Tower, 1240 Roxas Blvd., Ermita Manila, 1000 Philippines

Tel. No.: +63 2 567-4248, +63 2 567-4253 Fax No.: +63 2 567-4250

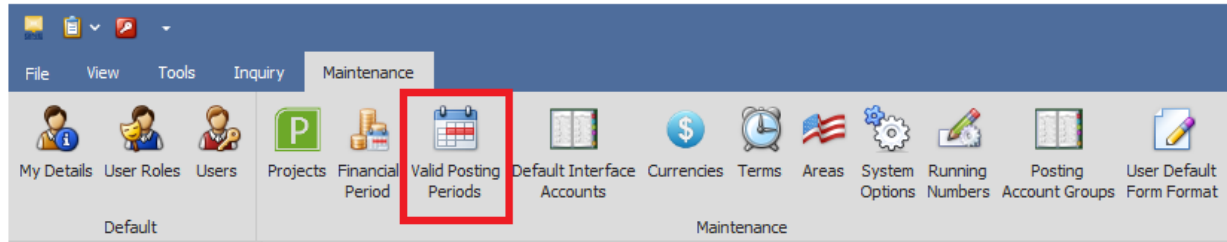
Website: [www.qne.com.ph](http://www.qne.com.ph)

Facebook: <https://www.facebook.com/QnEPH>

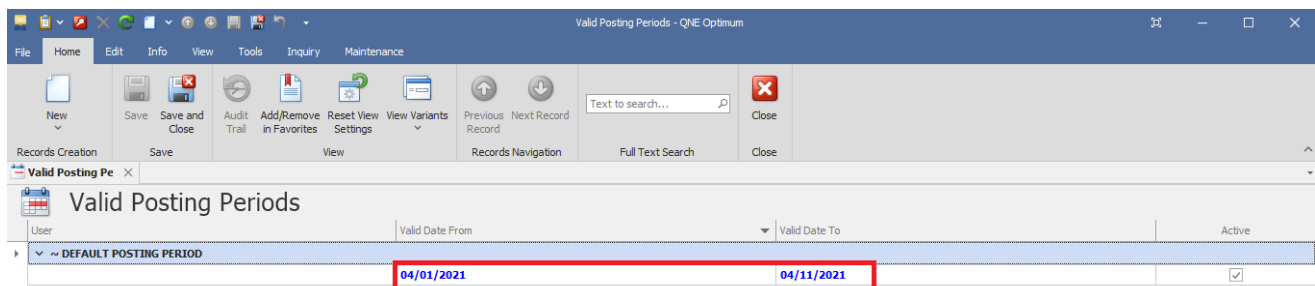
Follow our Twitter and Instagram account: @qnesoftwareph

## Solution #1: (Change Valid Posting Period)

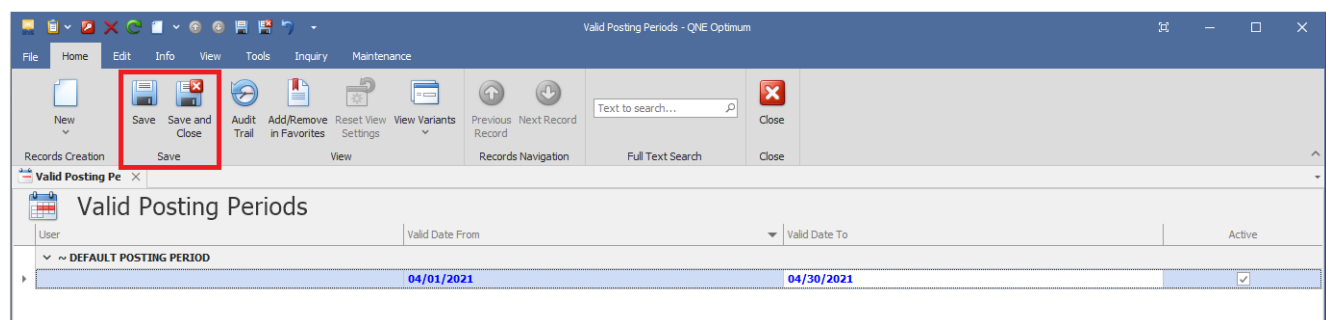
In Menu Ribbon > Maintenance Tab > **Valid Posting Periods**



Change the **Valid Date From and To** (covered date to allow user to save the transaction)



Once done, Click **Save** or **Save and Close**.



## Solution #2: (disable valid posting period)

Unit 806 Pearl of the Orient Tower, 1240 Roxas Blvd., Ermita Manila, 1000 Philippines

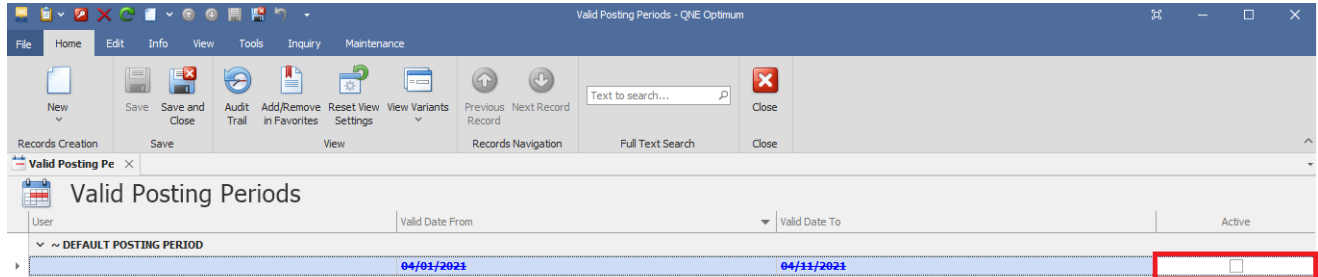
Tel. No.: +63 2 567-4248, +63 2 567-4253 Fax No.: +63 2 567-4250

Website: [www.qne.com.ph](http://www.qne.com.ph)

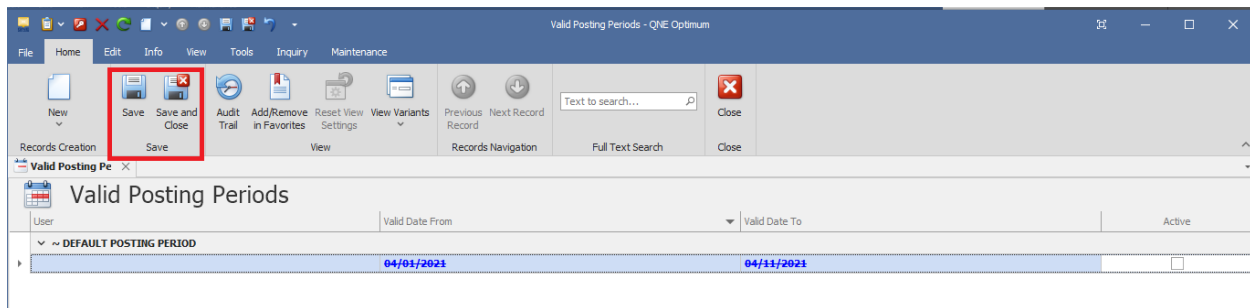
Facebook: <https://www.facebook.com/QnEPH>

Follow our Twitter and Instagram account: @qnesoftwareph

Untick 'Active' to disable the Posting Period Date.



Once done, Click **Save** or **Save and close**.



**NOTE:**



For further concerns regarding this matter, please contact support to assist you or create ticket thru this link <https://qnesupportph.freshdesk.com>