



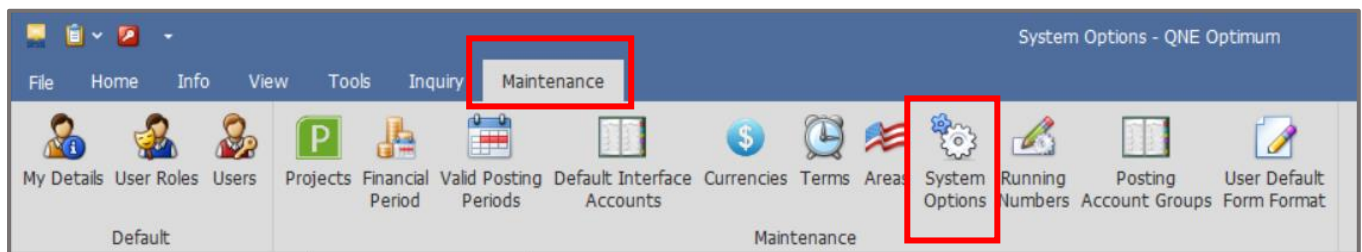
How to edit Account Code Format for GL Account, Customer and Supplier

Overview:

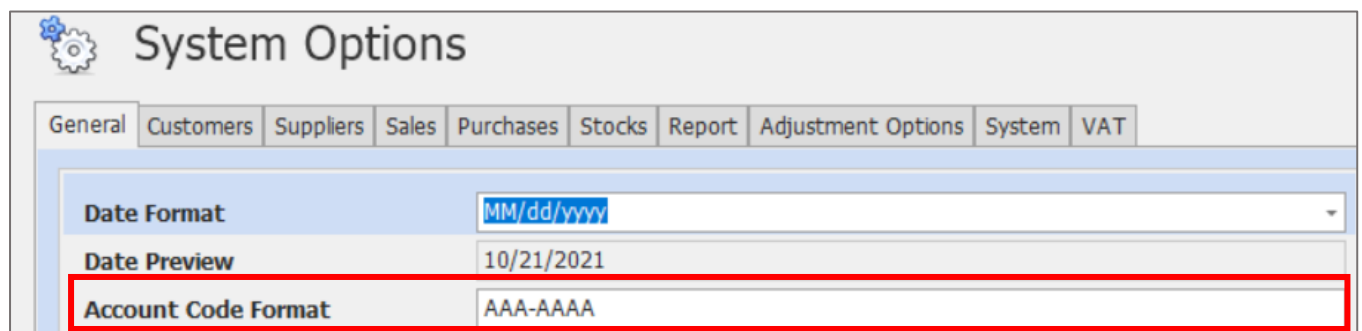
Upon Database creation, there is already a predefined format for GL Account Code, Customer Code, and Supplier Code. However, these default set codes can be amended based on user preference to align it with company's existing code format.

Procedure:

1. To change the Code format, go to Maintenance > System Options:

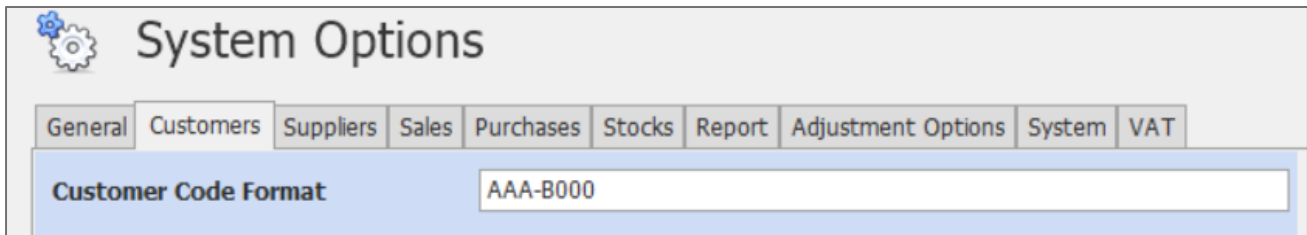


- 1.1. For *GL Account Code*, go to *General Tab > Account Code Format*



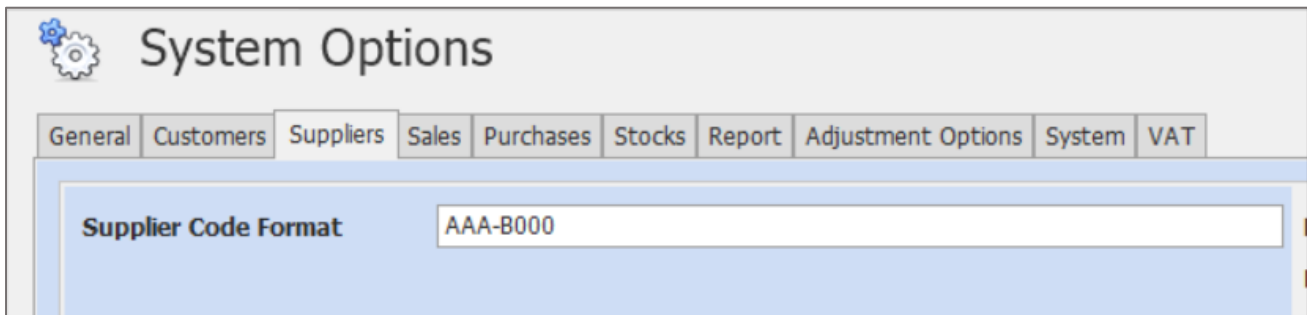
The default format set is AAA-AAAA where Letter A means Alphanumeric (A-Z, 0-9) character in the position.

- 1.2. For **Customer Code**, go to *Customers Tab > Customer Code Format*



The screenshot shows the 'System Options' window with the 'Customers' tab selected. The 'Customer Code Format' field is set to 'AAA-B000'.

- 1.3. For **Supplier Code**, go to *Suppliers Tab > Supplier Code Format*



The screenshot shows the 'System Options' window with the 'Suppliers' tab selected. The 'Supplier Code Format' field is set to 'AAA-B000'.

For both Customer and Supplier Codes, the default format is set to AAA-B000 where AAA represents the first 3 digit of the GL Account Code based on associated Control Account, B means getting the first letter of the Company Name and 000 as the system auto generated Running Number.

Notes:

- GL, Customer and Supplier Codes should not exceed 20 characters
- Leaving the field empty or blank will make the Account/Customer/Supplier Code Format as a free text format

Application:

Given that the following Codes has been changed.

1. GL Account Code

Account Code Format	A-AAA
----------------------------	-------


Output:

Chart Of Accounts	
<input type="text" value="Enter text to search..."/> <input type="button" value="Find"/> <input type="button" value="Clear"/>	
Description	Account Code
<div> <div></div> <div>CURRENT ASSETS</div> </div>	BCA
<div> <div></div> <div>BPI</div> </div>	1-001

2. Customer Code

General	Customers	Suppliers	Sales	Purchases	Stocks	Report	Adjustment Options	System	VAT
Customer Code Format		B-0000							


Output:

 Customers	
Customer Name	COMPANY ABC
<input type="checkbox"/> Group Company	
Control Account	103-0000
Classification	
Customer #	C-0001 Auto Code

3. Supplier Code

General	Customers	Suppliers	Sales	Purchases	Stocks	Report	Adjustment Options	System	VAT
Supplier Code Format		AAA-B-0000							

Output:

 Suppliers	
Supplier Name	ABC COMPANY
<input type="checkbox"/> Group Company	
Control Account	301-0000
Supplier Code	301-A-0001 Auto Code



For further concerns regarding this matter, please contact support to assist you or create ticket thru this link <https://support.qne.com.ph>