



Howto Allow BIR Info to be Used by Customers and Suppliers

Overview:

Some of the companies have their Customers as their Suppliers as well. In this case, there will be instances that they can report them in both of their SLS and SLP. With this, BIR Info in the system must be maintained for both Customers and Suppliers.

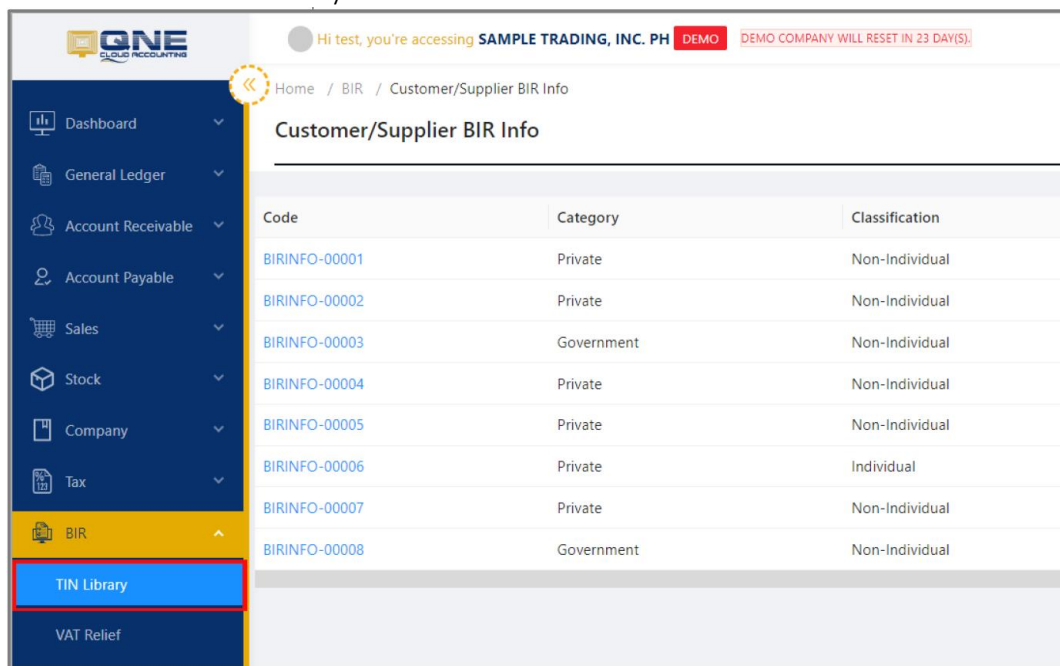
In QCA, the BIR Classification that has been added on the TIN Library should be enabled for both Customers and Suppliers in order to tag it.

Scenario:

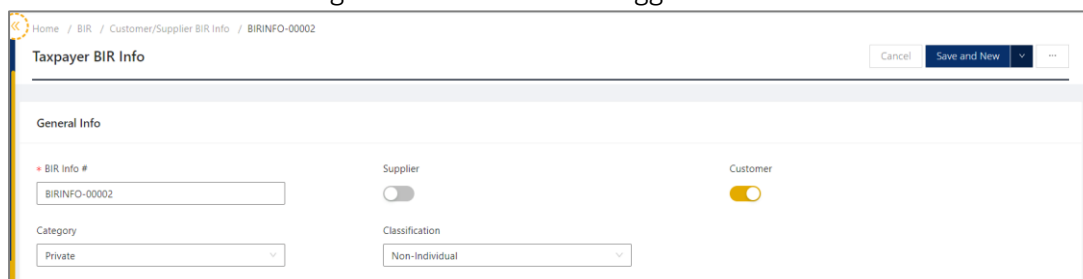
Enabling Customer BIR Info under TIN Library for Supplier as well.

Procedure:

1. Go to BIR > TIN Library.



2. Click the link of an existing BIR Info to edit the Toggle.



Application:

1. Click the Toggle: Supplier. Once done, click 'Save'.



General Info

* BIR Info #
BIRINFO-00002

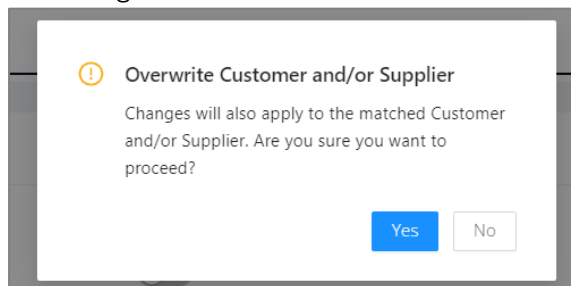
Category
Private

Supplier ☒

Classification
Non-Individual

Customer ☐

2. If the existing BIR Info has been tagged before, there will be a prompt to validate the changes.

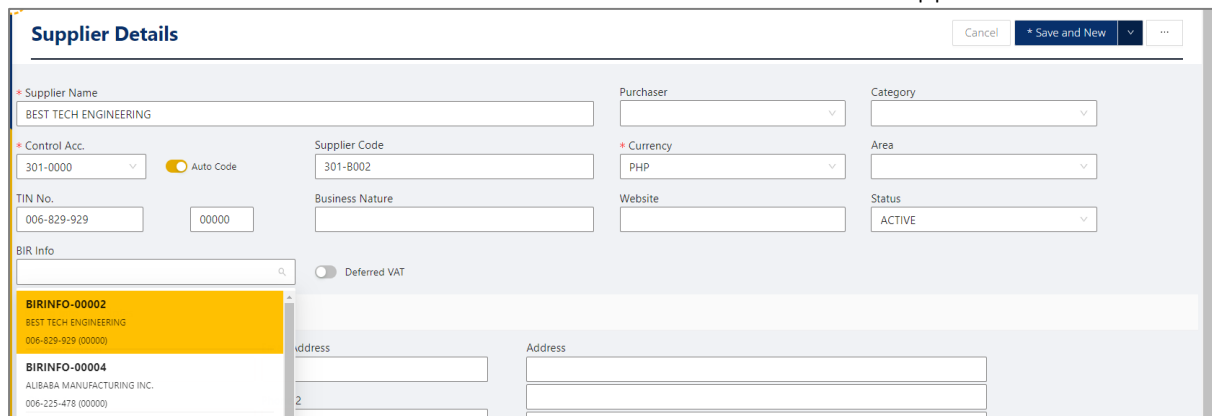


Overwrite Customer and/or Supplier

Changes will also apply to the matched Customer and/or Supplier. Are you sure you want to proceed?

Yes No

This will enable the BIR Info to be chosen on the BIR Info field under Suppliers.



Supplier Details

Cancel + Save and New

* Supplier Name
BEST TECH ENGINEERING

Purchaser
Category

* Control Acc.
301-0000 Auto Code

Supplier Code
301-8002

* Currency
PHP

Area

TIN No.
006-829-929 00000

Business Nature

Website

Status
ACTIVE

BIR Info

Deferred VAT

BIRINFO-00002
BEST TECH ENGINEERING
006-829-929 (00000)

BIRINFO-00004
ALIBABA MANUFACTURING INC.
006-225-478 (00000)

Address

Address



For further concerns regarding this matter, please contact support to assist you or create ticket thru this link <https://support.qne.com.ph>